


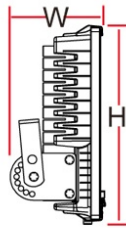
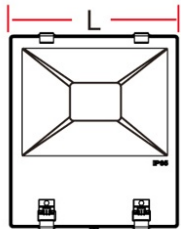
TECHNICAL SPECIFICATIONS

Maker	Contatti Srl
Model Name	EcoEasyLed Flood Light
Voltage	AC 90/264V
Frequency	50/60 Hz
Type	LED
On/Off cycles	20.000 (30 sec on/off)
Operating temperature	-20°C / +50°C
Average lifetime	50.000 hours
Color temperature	4000K +/- 300K
CRI Color Rendering Index	>80
Power Factor	≥0.95


PICTURE



DIMENSIONAL DRAWING



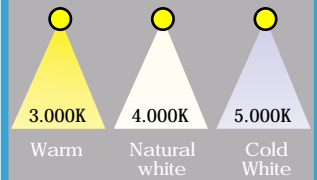
Power	150w
L	310
W	187
H	375



CRI Color Rendering Index

>80

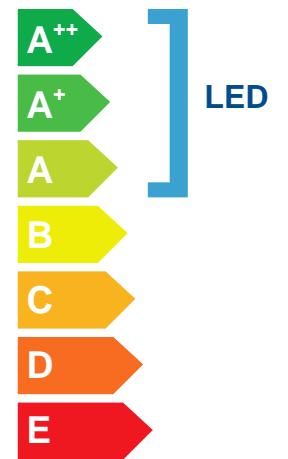
Color Temperature



WATTAGE	kWh/1000h	Lm @ 3.000K	Lm @ 4.000K	Lm @ 5.000K	Lm @ 6.500K
50W	50	4.275 lumen	4.515 lumen	4.610 lumen	4.750 lumen
100W	100	8.280 lumen	9.020 lumen	9.215 lumen	9.500 lumen
150W	150	12.825 lumen	13.540 lumen	13.820 lumen	14.250 lumen
200W	200	17.100 lumen	18.050 lumen	18.430 lumen	19.000 lumen



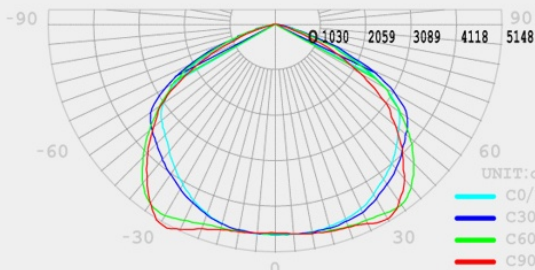
Contatti Energia Srl
EcoEasyLed



50 kWh/1000h

LIGHT DISTRIBUTION CURVE AND AVERAGE E(LX) FIGURE-120DEG/6500K

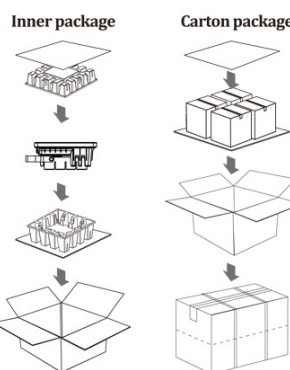
150w



Height	CENTER E	AVR E	Diameter
2.00m	1284.951x	339.351x	644.94cm
4.00m	321.491x	84.591x	1289.89cm
6.00m	142.551x	37.371x	1934.83cm
8.00m	80.121x	21.901x	2579.78cm
10.00m	51.041x	13.971x	3223.72cm

PACKAGING DETAILS

Part No.	Packing	Inner box size (mm)	Inner box G.W.	Outer carton size (mm)	Outer carton G.W.
10w flood light	1 pcs per inner box, 24 inner box per outer carton	210x142x68	1 kg	425x435x280	23.5 kg
20w flood light	1 pcs per inner box, 16 inner box per outer carton	265x225x125	1.5 kg	530x465x510	22.5 kg
30w flood light	1 pcs per inner box, 12 inner box per outer carton	260x236x124	2 kg	520x475x370	26 kg
50w flood light (With Default driver)	1 pcs per inner box, 8 inner box per outer carton	310x265x140	3 kg	620x535x275	25.5 kg
50w flood light (With Meanwell driver)	1 pcs per inner box, 4 inner box per outer carton	370x330x170	4.5 kg	700x405x385	20 kg
70w flood light	1 pcs per inner box, 4 inner box per outer carton	370x330x170	4.5 kg	700x405x385	20 kg
80w flood light	1 pcs per inner box, 4 inner box per outer carton	370x330x170	4.5 kg	700x405x385	20 kg
100w flood light	1 pcs per inner box, 4 inner box per outer carton	395x345x240	5.5 kg	730x420x545	24 kg
120w flood light	1 pcs per inner box, 2 inner box per outer carton	405x405x265	8 kg	430x430x600	18 kg
150w flood light	1 pcs per inner box, 2 inner box per outer carton	405x405x265	9 kg	430x430x600	20 kg
200w flood light	1 pcs per inner box, 2 inner box per outer carton	470x420x260	10.5 kg	490x445x575	23 kg



BEAM ANGLE

